

Record IB and ALP Results for Island School in 2018

A record number of students achieved top grades in their senior school exams, with five students achieving the maximum IB Diploma score of 45 points. Seven Applied Learning Pathway students achieved a maximum of 3 Distinction * grades.

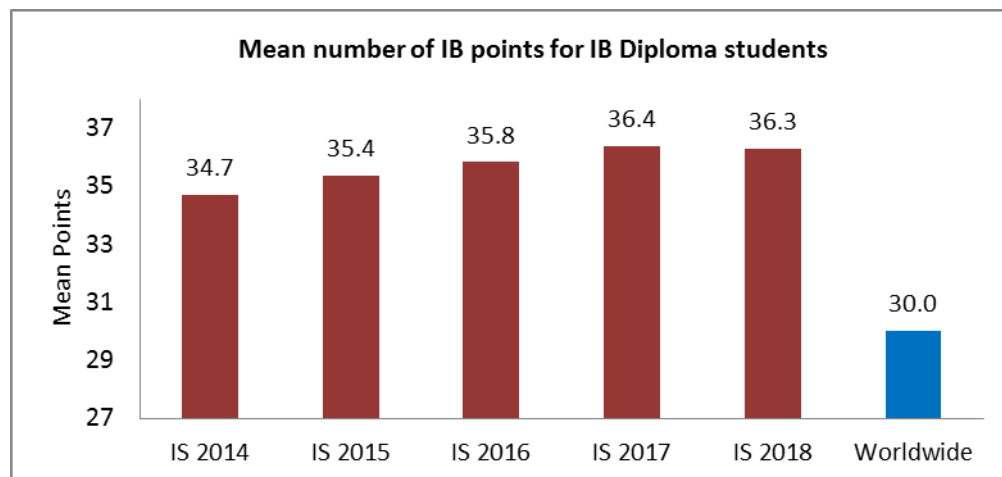
The average IB results this year is 36.3 with a 99% pass rate and an impressive 32.5% of students achieving over 40 points.

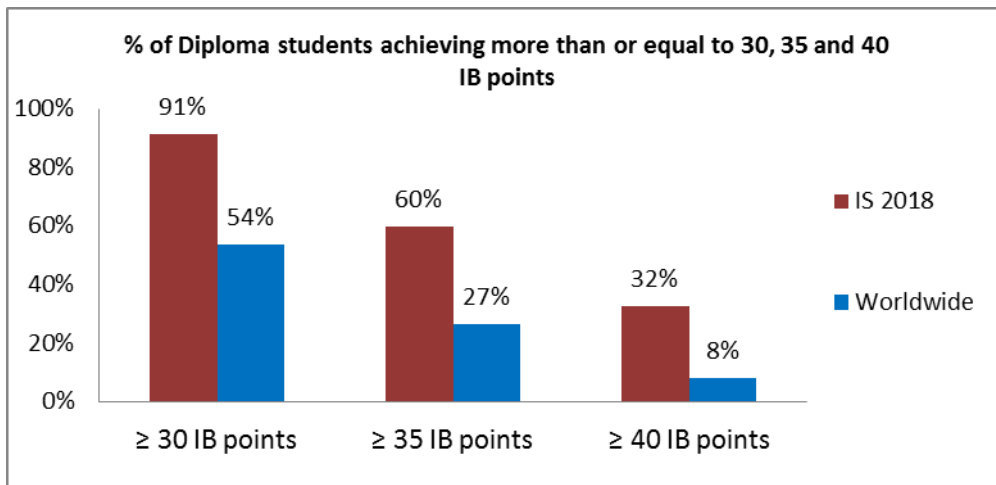
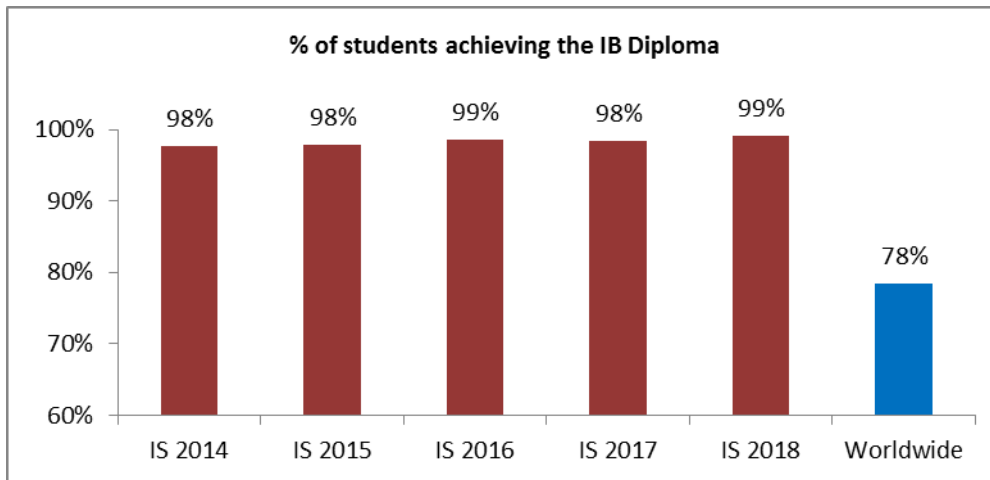
The students with a maximum score of 45 points are: Isabella Chan, Stephanie Cheung, Chak Kei Lau, Julia Mulrooney & Vivien Hei Man Lam. Six students achieved 44 points (Gabriel Chan, Linus Hoi, Quentin Mak, Kylie Tsang, Thomas Yik & Basil Tsui). And three students achieved 43 points (Anna Choi, Shradda Kumar, Darius Tam).

For the Applied Learning Pathway 65% of all grades were at Distinction * and the overall pass rate was 99%. The students with all Distinction * grades are, Kelly Beaumont, Mwenda Chisulo, Esther Clement, Reina Kim, Jack Dale, Daniel A. Meerovitsch and Aisha Bhatia.

As part of the Applied Learning Pathway the students also take IB subjects. The average grade for these subjects is 4.9 which is actually above the World Average for all IB students (4.7)

We congratulate all of the students on their results. As the first cohort to graduate from the Sha Tin Wai campus this is an especially proud moment for the school community.





IBO Worldwide data for May 2018 is not yet available so May 2017 data has been provided. The worldwide data has stayed fairly consistent over the last few years.

Table 1: Overview of IB Diploma Results (2014-2018)

	May 2018	May 2017	May 2016	May 2015	May 2014	Worldwide (May 2017)
Number of students entered for the full IB Diploma	114	124	147	138	131	78,853
Number of students achieving the IB Diploma	113	122	145	135	128	62,960
% of students achieving the IB Diploma	99%	98%	99%	98%	98%	78.4%
Mean points score for all IB Diploma students	36.3	36.4	35.8	35.4	34.7	30.0
% of students achieving 30+ IB Diploma points	91%	94%	88%	86%	79%	54%
% of students achieving 35+ IB Diploma points	60%	70%	62%	58%	56%	27%
% of students achieving 40+ IB Diploma points	32%	23%	24%	22%	21%	8%
Mean grade for all subjects	5.6	5.8	5.7	5.6	5.5	4.7

Note: This is preliminary data and it may change following any appeals that may be made regarding individual students and subjects.

Applied Learning Pathway – BTEC Subject Grades

